

## Superior Scalability of a Single-Use Bioreactor Family from 0.25 to 2000 L

Sebastian Ruhl<sup>1</sup>, Christian Zahn<sup>1</sup>, Thomas Dreher<sup>1</sup>, Neil Bargh<sup>2</sup>, Ute Husemann<sup>1</sup>, Gerhard Greller<sup>1</sup>

<sup>1</sup>Sartorius Stedim Biotech GmbH, D-37079 Göttingen, Germany; <sup>2</sup>Sartorius Stedim Biotech Ltd., Royston, SG8 5WY, UK, UK, July 2017  
Corresponding author: sebastian.ruhl@sartorius-stedim.com

### Introduction

The use of single-use bioreactors continues to grow in the biopharmaceutical industry and especially for mammalian cell cultivations [1]. The reasons for this are the advantages of single-use systems compared to reusable bioreactors. These include time saving factors like reduced lead times and safety factors e.g. a reduced risk of cross contaminations [2].

Compared to reusable bioreactors, which generally use stirred agitation, single-use bioreactors strongly differ significantly in terms of agitation principle and shape [3]. For example, classical stirring, rocking motion and orbital shaking are all used for single-use

bioreactors. These differences can complicate the scale-up and scale-down. Due to this, a stirred 250 mL system for process development and a bioreactor family for scaling up to production scales was developed with geometrical dimensions similar to common reusable systems.

The key process parameters for mammalian cell cultivations, kLa-value, mixing time and power input per volume, were evaluated to allow a Quality by Design approach as well as an easy up/down scaling.

### 2. Single-Use Bioreactors: Ambr<sup>®</sup> 250 High Throughput and Biostat STR<sup>®</sup> family


The process development system Ambr<sup>®</sup> 250 High Throughput and the Biostat STR<sup>®</sup> family were designed to have dimensional ratios, which are comparable to widely accepted reusable systems (Tab. 1). They have a cylindrical cultivation chamber, two impellers and a sparger for aeration.

The Ambr<sup>®</sup> 250 High Throughput is equipped with a central impeller configuration 2x3-blade segment impellers and sparging is performed by an open pipe (1.7 mm).

In comparison the Biostat STR<sup>®</sup> family can be used with central 2x3-blade segment impellers or 6-blade disk impeller + 3-blade segment impeller. The sparging below the bottom impeller is implemented by a ring (hole diameter 0.8 mm), micro (hole diameter 0.15 mm) or combi sparger, which contains an independent ring and micro part.

For the process engineering trials 2x3-blade segment impellers and open pipe / ring sparger is used to allow an efficient comparison between Ambr<sup>®</sup> 250 High Throughput and Biostat STR<sup>®</sup> family.

**Table 1:**  
Ratios of Ambr<sup>®</sup> 250 High Throughput and Biostat STR<sup>®</sup> family



Ratio	Ambr <sup>®</sup> 250 High Throughput	STR <sup>®</sup> 50	STR <sup>®</sup> 200	STR <sup>®</sup> 500	STR <sup>®</sup> 1000	STR <sup>®</sup> 2000
Vessel Height / Vessel Diameter	2	1.8	1.8	1.8	1.8	1.8
Liquid Height / Vessel Diameter	1.44	1.3	1.34	1.23	1.36	1.29
Impeller Diameter / Vessel Diameter	0.42	0.38	0.38	0.38	0.38	0.38

### 3. Quality by Design Approach

The Biostat STR<sup>®</sup> family and Ambr<sup>®</sup> 250 High Throughput mammalian bioreactors were developed for cultivation of mammalian cells. To verify the performance of the single-use bioreactors for mammalian cells, a modern CHO process was considered with a peak cell density of 27 - 28 x 10<sup>6</sup> cells/mL. This process defines the key process parameters relevant for the design space definition [3] [4] [5]:

- Moderate shear rates (tip speeds < 2.0 m/s)
- Sufficient oxygen transfer rate (kLa > 7 1/h, supply pure oxygen assumed)
- Suitable homogeneity (mixing times < 60 s)
- A sufficient minimal power input of 10 W/m<sup>3</sup>
- The theory of Kolmogorov shows that cell damages by shear stress can occur only for a specific power input above 2000 W/m<sup>3</sup>
- Turbulent flow behavior (Re > 10.000)

### 4. Oxygen Transfer Capabilities

To describe the oxygen transfer efficiency of a bioreactor the volumetric mass transfer coefficient (kLa-value) can be used. This was determined by the gassing-out method at 37 °C and for a maximal filling volume of 1 x PBS [6].

The kLa-value is shown in Fig. 1 as a function of the tip speed for a constant gas flow rate of 0.1 vvm. The required kLa-value of 7 1/h can be achieved in all bioreactors.

### 5. Mixing Time

Sufficient mixing is required to achieve homogeneity and therefore, to avoid e.g. concentration or temperature gradients. The mixing time in the single-use bioreactor family was determined by the decolourization method for maximal filling volume [7].

As shown in Fig. 2 the mixing time improves with increasing tip speed. The mixing times of the STR 2000 and 1000 are very similar. For Ambr<sup>®</sup> 250 High Throughput up to STR 500 the mixing time decreases with the scale.

Mixing times below 30 s can be achieved for all scales.

### 6. Power Input per Volume

To achieve homogenization and gas dispersion in a bioreactor, power has to be contributed by agitation. For the Biostat STR<sup>®</sup> family the power input per volume (P/VL) was calculated with the dimensionless power number (Ne=1.3), which was determined by torque measurement [6].

Due to the small scale, the power in the Ambr<sup>®</sup> 250 High Throughput was determined by the motor power. The P/VL for the single-use bioreactor family was determined for the turbulent flow zone and is shown in Fig. 3. The P/VL increases with the tip speed and decreases with the bioreactor scale. A specific power input of 30 W/m<sup>3</sup> can be achieved for all bioreactors.

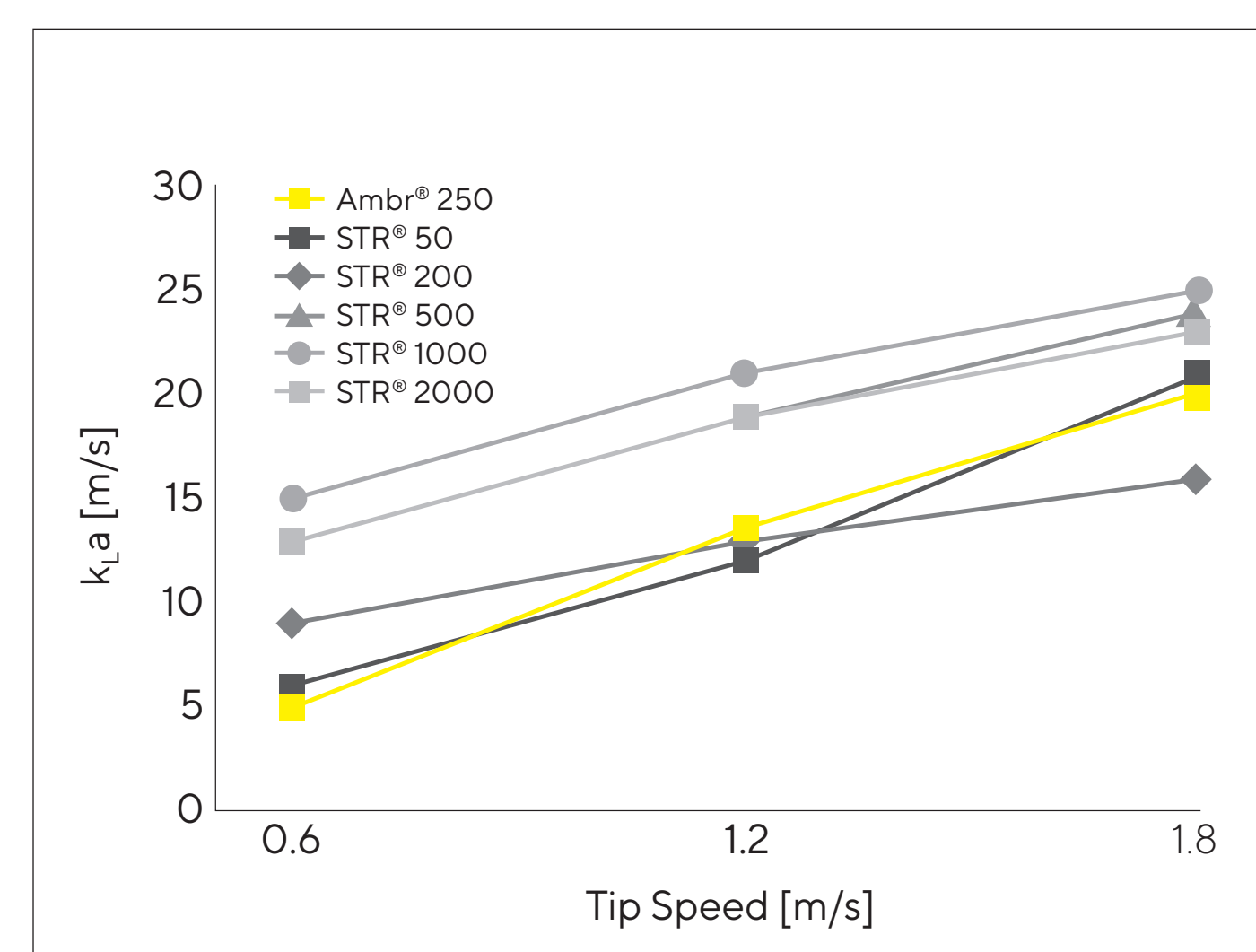


Figure 1: Volumetric mass transfer coefficient

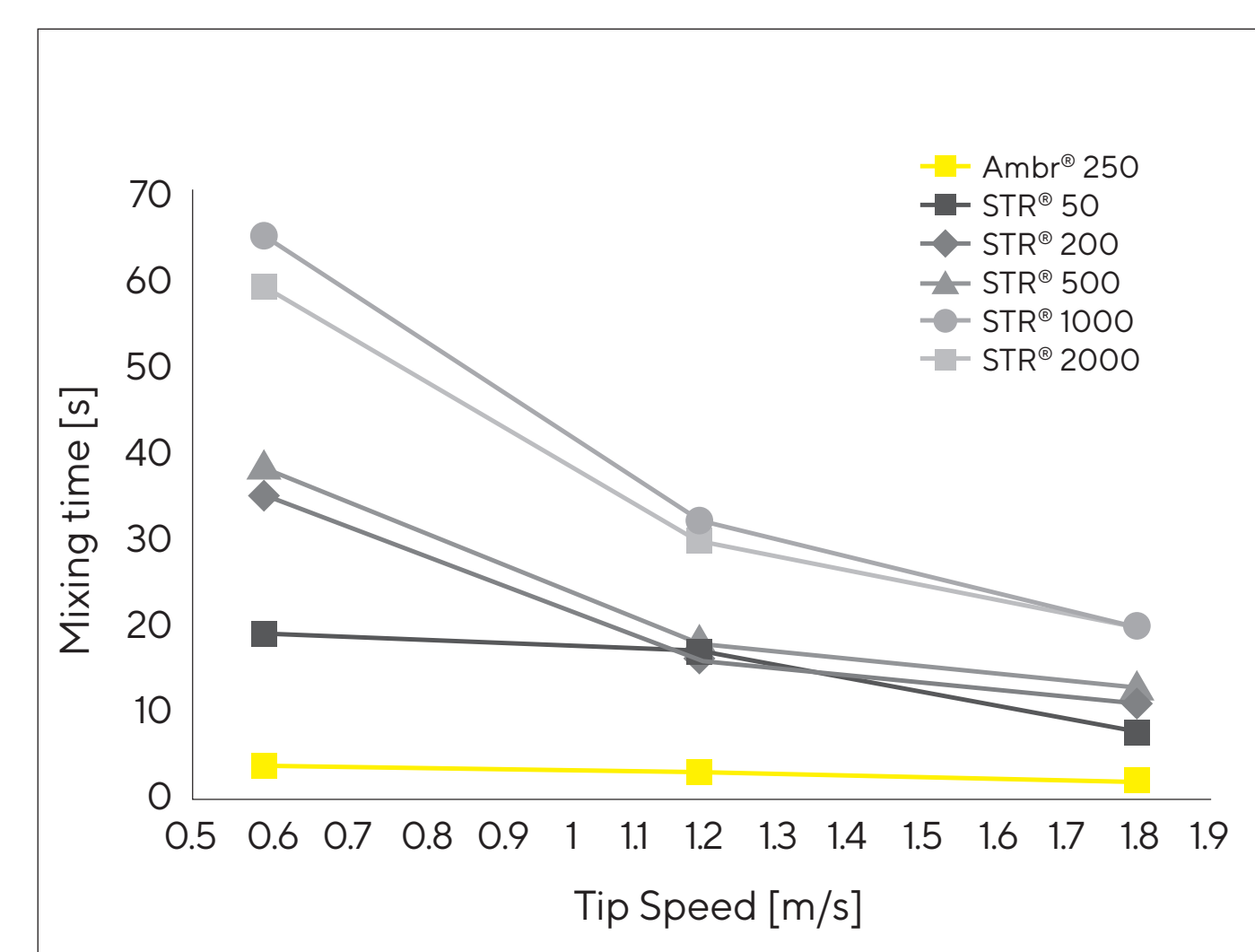


Figure 2: Mixing time

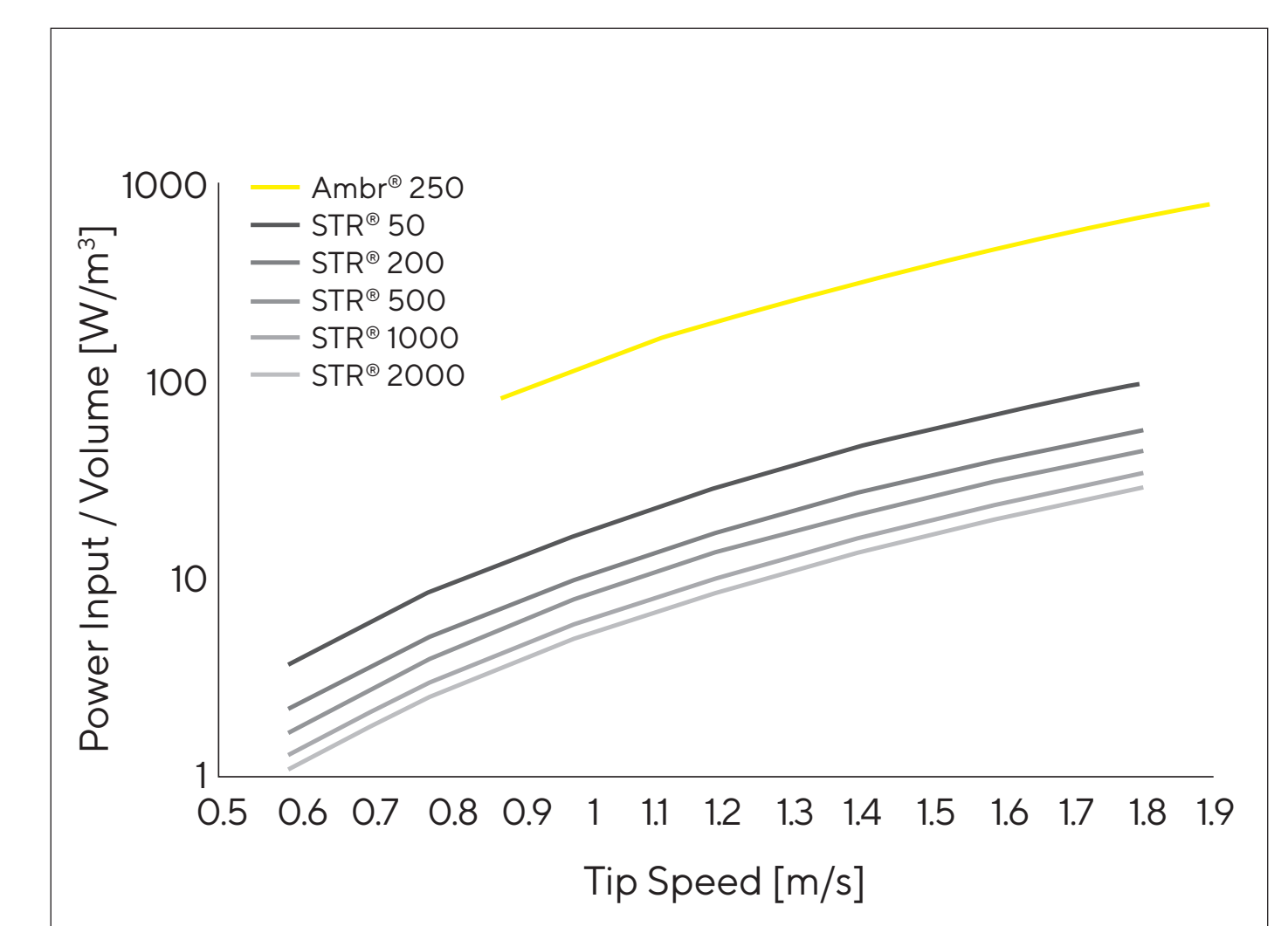


Figure 3: Power input per volume

### Conclusion

- Due to geometrical similarity of the single-use bioreactor family the prerequisite for a successful scale-up and process transfer is given
- All bioreactors fulfill the requirements of high cell density CHO processes
- The single-use bioreactor family gives the possibility for small scale process development and easy scale up to production bioreactors

### References

- [1] Brecht R., Disposable Bioreactors: Maturation into Pharmaceutical Glycoprotein Manufacturing, Adv Biochem Eng/Biotechnol, 115, 1-31, 2009
- [2] Eibl D., Peuker T., Eibl R., Single-use equipment in biopharmaceutical manufacture: a brief introduction, in: Eibl R., Eibl D. (eds), Single-use technology in biopharmaceutical manufacture. Wiley, Hoboken, 2010
- [3] Löffelholz C., Husemann U., Greller G., Meusel W., Kauling J., Ay P., Kraume M., Eibl R., Eibl D., Bioengineering Parameters for Single-Use Bioreactors: Overview and Evaluation of Suitable Methods, Chem Ing Tech, 85, No. 1-2, 40-56, 2013 [4] Ruhl S., Dreher T., Husemann U., Jurkiewicz E., Greller G., The successful transfer of a modern CHO fed-batch process to different single-use bioreactors, Poster ESACT Lillé, 2013
- [5] Storhas W., Bioreaktoren und periphere Einrichtungen, Vieweg & Sohn Verlagsgesellschaft, Braunschweig/Wiesbaden, 1994
- [6] Wise W. S., The Measurement of the Aeration of Culture Media, J. gen. Microbiol., 5, 167-177, 1951
- [7] Kraume M., Mischen und Rühren, Grundlagen und moderne Verfahren, Wiley-VCH Verlag Weinheim, 2002
- [8] Noack U., De Wilde D., Verhoeve F., Balbirnie E., Kahlert W., Adams T., Greller G., Reif O.: Single-use stirred tank Biostat<sup>®</sup> CultiBag STR: Characterization and applications. In R. Eibl, D. Eibl (eds.), Single-use Technology

### Acknowledgements:

Thanks goes to the complete Upstream Technology team of Sartorius Stedim Biotech.

Ambr<sup>®</sup> and Biostat<sup>®</sup> are registered trademarks of Sartorius Stedim Biotech.